

PALLETIZING *SOLUTION*

Automation should simplify your life. Not make it more complicated.

AX *Series* **PE** *Series*



**START
PRODUCTION
FASTER**

IT'S ALL CONNECTED

No need to design or program the connection between the robot controller and hardware; we've done it.

All the elements included in the box are connected, so you don't have to spend any time on this.

HIGH PERFORMANCE

Earn an ROI faster than with other cobot solutions, because of the high performance cycle time.

What makes it perform so well? The Robotiq software generates optimized cobot motions based on the pallet layout. It also synchronizes motion control of the cobot and 7th axis for the AX Series. Plus, seamless movements mean a longer life cycle for your cobot.

FITS EASILY WITHIN YOUR EXISTING FLOOR PLAN

The Robotiq Palletizing Solution fits easily within your existing floor plan, given its small footprint. No need to reorganize your floor layout around a central robot.

SAFETY FIRST


Because safety is crucial, we've built an environment for safe integration. We also support third-party safeguard devices.



AX Series fully integrated vertical axis



PE Series manually adjustable pedestal



PE Series teach pendant stand and operator box

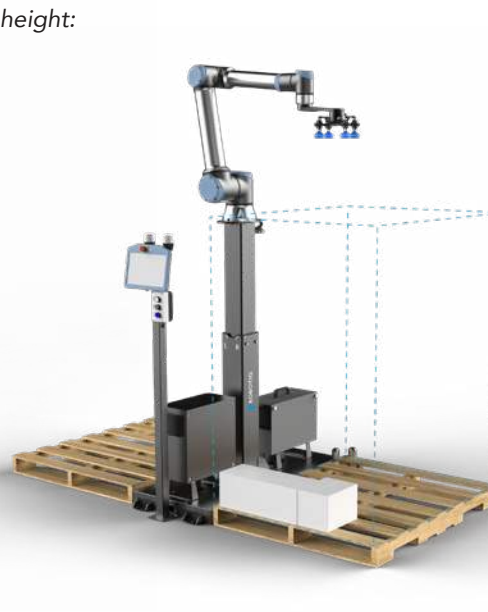
WHAT'S THE DIFFERENCE?



Max pallet height:
2750 mm
108 in.

AX Series

Fully integrated vertical axis.
Teach pendant support.



Max pallet height:
1500 mm
60 in.


PE Series

Manually adjustable pedestal.
Teach pendant stand.
Operator box.

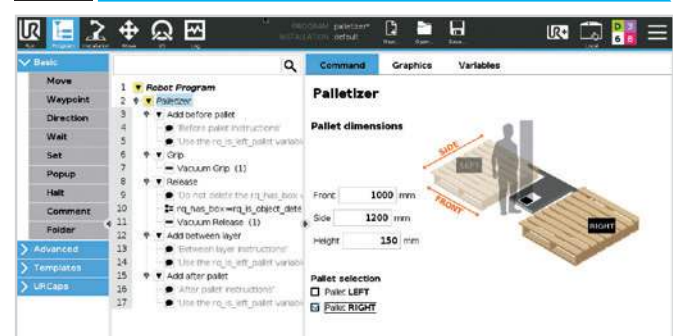
SET UP YOUR APPLICATION IN 3 EASY STEPS

All you need to do is create the pallet pattern to automatically generate and optimize all trajectories and robot movements.


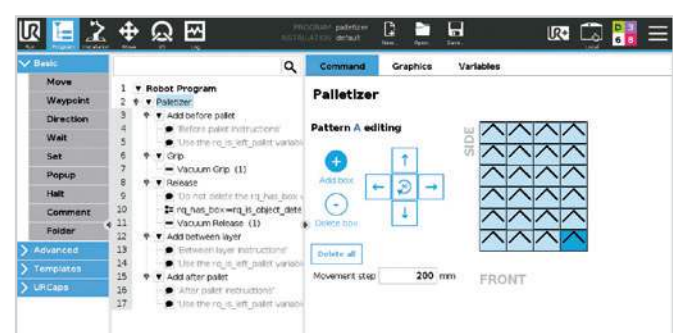
1 ENTER BOX DIMENSIONS & WEIGHT



2 ENTER PALLET DIMENSIONS



3 SET PALLET PATTERN

CONFIGURATOR

**Still not sure our solution is for you?
Easily validate product fit for your application.**

Plus, find out whether the AX Series or PE Series is a better fit for you.

All you need:

1. Box dimensions, weight and orientation
2. Pallet dimensions
3. Pallet pattern

Validate KPIs and solution fit right from the start with your own data!

SPECIFICATIONS

Box	AX Series	PE Series	Pallet	AX Series	PE Series
	Max payload with EOAT	Up to 16 kg <i>Up to 35 lb</i>		Pallet dimensions – width	from 300 to 1219 mm <i>from 12 to 48 in.</i>
Max box throughput	Up to 13 cycles/min*		Pallet dimensions – depth	from 300 to 1219 mm <i>from 12 to 48 in.</i>	
Min box dimensions	50 x 50 x 50 mm <i>2 x 2 x 2 in.</i>		Pallet height (empty)	min 50 mm <i>min 2 in.</i>	
*Depending on box weight, dimensions, and surface, as well as pallet dimensions and layout.			Pallet height (filled)	max 2750 mm <i>max 108 in.</i>	max 1500 mm <i>max 60 in.</i>
			Number of box patterns	Two max	

WHAT'S NEXT?

Get access to
the Robotiq Palletizing Solution at
robotiq.com

For further information
robotiq.com/support
iss@robotiq.com
1-888-Robotiq



robotiq.com